

This Progress Report is for:

SCHOOL	School for International Studies (15K497)
PRINCIPAL	Fred Walsh
ENROLLMENT	308
SCHOOL TYPE	HIGH SCHOOL
PEER INDEX	2.23

In This Report:

Each school's Progress Report (1) measures student year-to-year progress, (2) compares the school to peer schools and (3) rewards success in moving all children forward, especially children with the greatest needs. The Progress Report measures four areas:

School Environment

uses parent, teacher and secondary student surveys and other data to measure necessary conditions for learning: attendance, academic expectations, communication, engagement and safety and respect.

Student Performance

evaluates a high school's success in graduating students.

Student Progress

evaluates annual student advancement toward graduation through credit accumulation and passed Regents. In the weighted Regents pass rate measures, schools receive more points if they are able to help high need students pass the exams.

Closing the Achievement Gap

gives schools additional credit for moving high-need students toward graduation.

The back page provides specific information about how the school performed in each of these areas.

Progress Report Grade

A

What does this grade mean?

Schools are assigned letter grades based on their overall Progress Report score. Schools that get As and Bs are eligible for rewards. Schools that get Ds and Fs, or 3 Cs in a row, face consequences, including change in school leadership or school closure.

How did this school perform?

- This school's overall score for 2008-09 is 70.9
- This score places the School in the 59 percentile of all high schools Citywide—i.e., 59 percent of those schools scored lower than this school

Category	Calculated Score	Category Grade
School Environment	7.7 out of 15	C
Student Performance	16.1 out of 25	B
Student Progress	42.1 out of 60	A
Additional Credit	5.0 (16 max)	
Overall Score	70.9 out of 100	A

How scores translate to grades:

- Schools receive letter grades based on their overall score
- Schools with an overall score between 70.0 - 105.3 receive a letter grade of A
- 45% of high schools earned an A in 2008-09

High School Table – Overall Grades

Grade	Score range	City summary
A	70.0 - 105.3	45% of schools
B	54.0 - 69.9	30% of schools
C	44.0 - 53.9	18% of schools
D	36.0 - 43.9	7% of schools
F	31.1 - 35.9	0% of schools

Quality Review Score

This school's 2008-09 Quality Review score is: **Proficient**

To see this school's Quality Review report, find the school's Web site at <http://schools.nyc.gov/>, click 'Statistics' and scroll down to Quality Review Report.

State Accountability Status

Based on its 2008-09 performance, this school is: **Improvement (year 1) - Comprehensive**

This status is determined by the New York State Department of Education under the No Child Left Behind (NCLB) Act. It is separate from the school's Progress Report Grade.

Additional Information

Closing the Achievement Gap

Schools earn additional credit when their high-need students make exemplary gains. These gains are based on the percentage of high-need students earning 11 or more credits in their first, second, or third years of high school. These measures of progress are highly predictive of high school graduation.

Schools can also earn additional credit based on their percentage of students in the lowest third Citywide earning a 75 or higher for the first time on an ELA or Math Regents or graduating with a Regents Diploma.

This component can only improve a school's Progress Report grade. It cannot lower a school's grade.

Credit	Exemplary Proficiency Gains	Additional Credit Category
		Credit Accumulation
	40.0%	English Language Learners
+1	51.3%	Special Education Students
	37.8%	Hispanic Students in the Lowest Third Citywide
+1	50.0%	Black Students in the Lowest Third Citywide
	-	Other Students in the Lowest Third Citywide
		Lowest Third Citywide Regents
+2	18.2%	ELA
	0.0%	Math
+1	18.2%	Regents Diploma

(-) indicates less than 15 students in this category

Peer Schools

Each school's performance is compared to the performance of schools in its peer group. Peer schools are those New York City public schools with a student population most like this school's population. Each school has up to 40 peer schools.

For High Schools, peer schools are determined based on three factors: 1) the average ELA and Math proficiency levels of the school's students before they entered High School, 2) the percentage of special education students, and 3) the percentage of students who enter high school 2 or more years overage. A lower peer index indicates a higher need population.

The peer schools for School for International Studies are:

DBN	School Name	DBN	School Name
05M369	Urban Assembly School for the Performing Arts	02M580	Richard R. Green High School of Teaching
03M494	High School of Arts and Technology	31R445	Port Richmond High School
21K690	Brooklyn Studio Secondary School	32K551	New York Harbor School
03M307	Urban Assembly School for Media Studies, The	28Q470	Jamaica High School
02M316	Urban Assembly School of Business for Young Women	19K510	World Academy for Total Community Health High School
25Q460	Flushing High School	02M543	New Design High School
06M467	High School for Law and Public Service	19K507	Performing Arts and Technology High School
14K474	PROGRESS High School for Professional Careers	24Q455	Newtown High School
14K586	Lyons Community School	11X545	Bronx Aerospace High School
01M450	East Side Community High School	07X221	South Bronx Preparatory: A College Board School
01M448	University Neighborhood High School	10X213	Bronx Engineering and Technology Academy
25Q425	John Bowne High School	21K348	High School of Sports Management
08X293	Renaissance High School of Musical Theater & Tech	12X270	Academy for Scholarship and Entrepreneurship: A College B
27Q475	Richmond Hill High School	17K524	International High School at Prospect Heights
27Q480	John Adams High School	08X405	Herbert H. Lehman High School
17K533	School for Democracy and Leadership	18K566	Bronoklyn Generation School
09X525	Bronx Leadership Academy High School	17K531	School for Human Rights, The
21K559	Life Academy High School for Film and Music	19K504	High School for Civil Rights
31R440	New Dorp High School	05M283	Manhattan Theatre Lab High School
32K403	Academy for Environmental Leadership	11X253	Bronx High School for Writing and Communication Arts

The Progress Report is a key component of Mayor Michael R. Bloomberg's and Chancellor Joel I. Klein's Children First reforms. The Progress Report is designed to assist administrators, principals and teachers in accelerating the learning of all students. The Progress Report also enables students, parents and the public to hold the NYC Department of Education and its schools accountable for student achievement and improvement and for ensuring a high quality education for every student in NYC's public schools. If you have any questions or comments about the Progress Report, please visit <http://schools.nyc.gov/Accountability/SchoolReports/ProgressReports/> or send us an email at pr_support@schools.nyc.gov.

Results by Category

SCHOOL School for International Studies
PRINCIPAL Fred Walsh

HOW TO INTERPRET THIS CHART

A school is evaluated by asking how far its score in each category has moved along the range of scores for all schools. These charts show that movement as a percentage. In the example to the right, the school's score is 75% of the way from the lowest to the highest score in the City.

If a school performs at the top end of the range, the bar will be fully shaded. If a school performs at the low end of the range, the bar will not be shaded. If a school performs in the middle of the range, half the bar will be shaded



In this example, the school's attendance is 95%. This is 75% of the way from the lowest attendance at any school (80%) to the highest attendance (100%).

Below, the green charts on the left compare the school to its peer group. The blue charts on the right compare the school to schools Citywide. Peer scores count three times as much as City scores. Peer and City ranges are based on the outcomes of schools from 2005-08.

School Environment

Comprises 15% of the Overall Score

This Year's Score:
7.7 out of 15


C

Survey Scores (10 points)

Academic Expectations

6.9

47.6%



46.2%

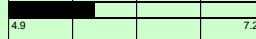


Number of students

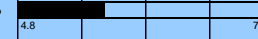
Communication

5.7

34.8%



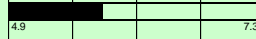
34.6%




Engagement

5.8

37.5%




37.9%



Safety and Respect

6.7

52.2%




48.4%



Attendance (5 points)

86.8%

71.3%



57.3%



Student Performance

Comprises 25% of the Overall Score

This Year's Score:
16.1 out of 25


B

Four Year

Graduation Rate

64.7%

58.5%



50.5%




68


Weighted Diploma Rate

136.8%

76.8%



56.1%




68

Six Year


Graduation Rate

77.4%

81.4%



64.7%




62

Weighted Diploma Rate

114.5%

54.3%



45.1%



62

Student Progress

Comprises 60% of the Overall Score

This Year's Score:
42.1 out of 60


A

Credit Accumulation


Percentage of Students Earning 10+ Credits in 1st Year

90.2%

92.5%



85.0%

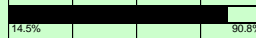


82

Percentage of Students in School's Lowest Third Earning 10+ Credits in 1st Year

80.8%

86.9%



78.6%

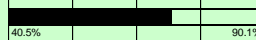


26

Percentage of Students Earning 10+ Credits in 2nd Year

72.4%

64.3%



57.6%




88


Percentage of Students in School's Lowest Third Earning 10+ Credits in 2nd Year

63.0%

66.9%



60.1%




27

Percentage of Students Earning 10+ Credits in 3rd Year

62.1%

47.7%



41.0%

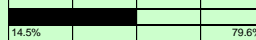


74

Percentage of Students in School's Lowest Third Earning 10+ Credits in 3rd Year

47.6%

50.8%



42.5%



21


Average Completion Rate for Remaining Regents

Weighted Regents Pass Rates

English

1.24

78.2%



76.6%

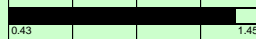


72

Mathematics

1.34

89.2%



78.0%




157

Science

1.33

74.6%



70.0%




157

United States History

0.99

58.8%



59.6%

</