



Learning Environment Survey Report

2007-08

P.S. 062 Chester Park

Principal: Angela O'Dowd

School DBN: 27Q062

Enrollment: 976

School Type: Elementary School



Do parents feel welcome in this school?

Do teachers feel supported by the principal?

This report is a summary of the answers given by your school's parents and teachers to these and all of the other questions on the 2007-08 Learning Environment Survey.

Who took the survey?

Your School	Citywide
690 Parents (90%)	347,829 (40%)
56 Teachers (80%)	48,002 (61%)

Each question is assigned to one of four categories and each category measures an element of a school's learning environment. **How well does your school do the following?**

Academic Expectations	Communication	Engagement	Safety and Respect
Encourage students to do their best by developing rigorous and meaningful academic goals.	Provide information about the school's educational goals and offer appropriate feedback on each student's learning outcomes.	Engage all parents, teachers, and students in an active and vibrant partnership to promote student learning.	Ensure that all members of the school community feel physically and emotionally secure, allowing everyone to focus on student learning.

Parent and teacher answers on the survey determine the survey category scores from 0 to 10. These scores are used to compare schools on a scale from 0% (the lowest-rated school in the City) to 100% (the highest-rated school in the City). For example, a Progress Report City Horizon Score of 60% means your school is 60% of the way from the lowest to highest scoring school in the City for that category. **How does your school compare to other Elementary Schools?**

	Survey Score (0 – 10)	Progress Report City Horizon Score (0 – 100%)	Your School's Overall Survey Scores Compared to Other Elementary Schools	Change in Score from Last Year
Academic Expectations	8.2	73.1%		+ 0.5
Communication	7.4	65.4%		+ 0.2
Engagement	7.3	65.6%		+ 0.9
Safety and Respect	8.4	72.4%		+ 0.4

Also in this Survey Report

- Summary of parent and teacher responses
- All survey questions and responses
- Tips on using survey results to help your school

Go to <http://schools.nyc.gov/Surveys> to learn more

- Access the Survey Web Tool that all parents, teachers, students, and school leaders can use to view survey answers, compare schools, or search for schools based on survey results
- Find Survey Report Guide translated into 8 languages



Learning Environment Survey Report

2007-08

P.S. 062 Chester Park



Principal: Angela O'Dowd

School DBN: 27Q062

Enrollment: 976

School Type: Elementary School

What do PARENTS at your school think?

Each question is assigned to a category that represents an important part of a strong school learning environment. Below, you can see how parents at your school answered some of the survey questions. See page 1 for a description of each category.

Survey Category	How satisfied are you with the following:	Very Satisfied	Satisfied	Unsatisfied	Very Unsatisfied	Score	
Academic Expectations	The education your child has received this year.	65%	33%	1%	0%	8.8	
Communication	How well your child's school communicated with you.	53%	44%	2%	1%	8.3	
Engagement	Your opportunities to be involved in your child's education.	57%	40%	2%	0%	8.5	
Survey Category	How much do you agree or disagree:	Strongly Agree	Agree	Disagree	Strongly Disagree	Don't Know	Score
Safety and Respect	My child is safe at school.	62%	37%	0%	0%	1%	9

Parent answers on the survey determine the survey category scores from 0 to 10. These scores are used to compare schools on a scale from 0% (the lowest-rated school in the City) to 100% (the highest-rated school in the City). **How do the answers of parents at your school compare to those of parents at other Elementary Schools?**

Survey Category	Survey Score (0 - 10)	Progress Report City Horizon Score (0 - 100%)	Your School's Parent Scores Compared to Other Elementary Schools	Change in Score from Last Year
Academic Expectations	8.8	100%		+ 0.8
Communication	8.2	84.2%		+ 0.4
Engagement	7.8	86.4%		+ 1
Safety and Respect	9	84.2%		+ 0.7

How can YOU use parent survey results to help your school?

1. **Review the Parent Report** from your school to see how your answers match up with those of other parents at the school. **Then view the results from the Progress Report and Quality Review** from your school to get a full picture of your school's performance.
2. **Talk with the principal, parent coordinator, your child's teacher, and other parents** about ways to work together to improve your child's school.
3. **Speak with your child** about the results of the survey, especially if your child is in grade 6 or higher and completed a student survey.

How many PARENTS took the survey?

Your School	Citywide
690 (90%)	347,829 (40%)

বাংলায় এই নির্দেশিকার কপি সংগ্রহে অনুগ্রহ করে নিচের ওয়েবসাইট দেখুন অথবা আপনার প্যারেন্টসকোঅর্ডিনেটরের সাথে যোগাযোগ করুন।

要獲得本文件的中文譯本，請瀏覽下列網站或與您子女學校的家長專員聯絡。

Pou w jwenn dokiman sa a tradwi an kreyòl ayisyen, tanpri al sou sit wèb nou mete piba a, oswa kontakte Koòdonatè paran ki nan lekòl pitit ou a.

한국어로 번역된 자료를 원하시면 다음 웹사이트를 방문하시거나, 귀 자녀가 재학 중인 학교의 학부모 코디네이터에게 연락해 주십시오.

Для получения русской версии данного документа посетите нижеуказанный вебсайт или свяжитесь с координатором по работе с родителями.

Para obtener una versión en español de este documento, por favor visite el sitio de Internet a continuación o contacte a su coordinador de padres.

للحصول على نسخة مترجمة باللغة العربية لهذه الوثيقة، نرجو منكم زيارة الموقع الإلكتروني أدناه أو الاتصال بمنسق شؤون الآباء التابع لكم.

اس دستاویز کی اردو میں ترجمہ شدہ اشاعت کیلئے براہ کرم ذیلی ویب سائٹ ملاحظہ کریں یا اپنے والدین ربط دہندہ سے رجوع کریں۔





<http://schools.nyc.gov/surveys>

What do TEACHERS at your school think?

Each question is assigned to a category that represents an important part of a strong school learning environment. Below, you can see how teachers at your school answered some of the survey questions. See page 1 for a description of each category.

Category	How much do you agree or disagree:	Strongly Agree	Agree	Disagree	Strongly Disagree	Does Not Apply	Score
Academic Expectations	This school makes it a priority to help students find the best ways to achieve their learning goals.	31%	59%	9%	0%	N/A	7.4
Communication	School leaders let staff know what is expected of them.	31%	60%	7%	2%	N/A	7.3
Engagement	School leaders invite teachers to play a meaningful role in setting goals and making important decisions for this school for this school.	15%	54%	20%	11%	0%	5.7
Safety and Respect	Order and discipline are maintained at my school.	39%	44%	15%	2%	N/A	7.3

Teacher answers on the survey determine the survey category scores from 0 to 10. These scores are used to compare schools on a scale from 0% (the lowest-rated school in the City) to 100% (the highest-rated school in the City). **How do the answers of teachers at your school compare to those of teachers at other Elementary Schools?**

	Survey Score	Progress Report City Horizon Score	Your School's Teacher Scores Compared to Other Elementary Schools			Change in Score from Last Year
	(0 - 10)	(0 - 100%)	0%	50%	100%	
Academic Expectations	7.7	60%				+ 0.2
Communication	6.6	53.7%				+ 0
Engagement	6.8	56.9%				+ 0.7
Safety and Respect	7.8	64.3%				+ 0.1

How can YOU use teacher survey results to help your school?

1. **Review the Teacher Report** from your school to see how your answers match up with those of other teachers. **Then view the results from the Progress Report and Quality Review** from your school to get a full picture of your school's performance.
2. **Engage with your students** about the results of the parent and teacher surveys. Do they agree with the results? In what ways do they believe the school could be improved?
3. **Discuss survey results and areas for improvement** with your colleagues and school leader or principal.

How many TEACHERS took the survey?

Your School	Citywide
56 (80%)	48,002 (61%)

Want to learn more? Go to <http://schools.nyc.gov/Surveys>



Learning Environment Survey Report 2007-08

PARENT SURVEY

P.S. 062 Chester Park

Principal: Angela O'Dowd

School DBN: 27Q062

Enrollment: 976

School Type: Elementary School

This table presents the percentage of **PARENTS** in your school who selected each answer. Questions are assigned to and sorted by category. Question scores are between 0 and 10, and the highest possible score is 10. There are four categories: Academic Expectations, Communication, Engagement, and Safety and Respect. NS indicates that the question was not scored. To learn more about survey and scoring methodology, please visit <http://schools.nyc.gov/Surveys>.

Academic Expectations

Schools encourage students to do their best by developing rigorous and meaningful academic goals.

How much do you agree or disagree with the following statements about your child's school or teacher?	Strongly Agree	Agree	Disagree	Strongly Disagree	Don't Know	Score
The school has high expectations for my child.	58%	38%	1%	0%	2%	8.8
My child is learning what he or she needs to know to succeed in later grades or after graduating from high school.	57%	40%	2%	0%	2%	8.8
Answer this question only if you are a <u>high school</u> parent: This year, staff at my child's high school helped my child to select courses that he or she needs to graduate and to succeed after graduating.	NS	NS	NS	NS	NS	NS

How satisfied are you with the following things about your child's school?	Very Satisfied	Satisfied	Unsatisfied	Very Unsatisfied	Score
The quality of your child's teacher(s) this year.	75%	24%	0%	0%	9.1
The education your child has received this year.	65%	33%	1%	0%	8.8
The level of assistance your child receives when he or she needs extra help with classwork or homework.	57%	40%	2%	0%	8.5

Communication

Schools provide information about the school's educational goals and offer appropriate feedback on each student's learning outcomes.

How much do you agree or disagree with the following statements about your child's school?	Strongly Agree	Agree	Disagree	Strongly Disagree	Does Not Apply	Score
I am satisfied with the response I get when I contact my child's school with questions or concerns.	54%	44%	1%	0%	0%	8.4
The school keeps me informed about my child's academic progress.	54%	42%	2%	0%	0%	8.4
The school contacts me when my child breaks school rules.	49%	41%	2%	0%	8%	8.4
The school contacts me to tell me about my child's achievements and successes.	50%	41%	7%	1%	1%	8.1

How much do you agree or disagree with the following statements about your child's school or teacher?	Strongly Agree	Agree	Disagree	Strongly Disagree	Don't Know	Score
The school clearly communicates its expectations for my child's learning to me and my child.	51%	46%	2%	0%	1%	8.7
My child's teacher(s) give helpful comments on homework, class work, and tests.	61%	37%	2%	0%	1%	8.9



Learning Environment Survey Report 2007-08

PARENT SURVEY

P.S. 062 Chester Park

Principal: Angela O'Dowd

School DBN: 27Q062

Enrollment: 976

School Type: Elementary School

Communication (continued)

How often <u>during this school year</u> have you:	More than once a month	About once a month	Once every few months	Once or twice this school year	Never	Score
received information about what your child is studying in school?	44%	32%	16%	5%	3%	7.7
received information on services for your child or for you, such as: tutoring, after school programs, or workshops you can attend to help your child?	45%	29%	12%	5%	9%	7.4

How satisfied are you with the following things about your child's school?	Very Satisfied	Satisfied	Unsatisfied	Very Unsatisfied	Score
How well your child's school communicates with you.	53%	44%	2%	1%	8.3

Engagement

Schools engage all parents, teachers, and students in an active and vibrant partnership to promote student learning.

How much do you agree or disagree with the following statements about your child's school?	Strongly Agree	Agree	Disagree	Strongly Disagree	Does Not Apply	Score
I feel welcome in my child's school.	63%	35%	1%	0%	0%	8.7
My child's school makes it easy for parents to attend meetings by holding them at different times of day, providing an interpreter, or in other ways.	57%	39%	2%	0%	2%	8.5

How often <u>during this school year</u> have you:	More than once a month	About once a month	Once every few months	Once or twice this school year	Never	Score
been invited to a workshop, program, performance, or other event at your child's school?	52%	29%	12%	4%	4%	8.8
talked with a teacher or other adult at your child's school to share with them important information about your child's learning?	35%	26%	25%	10%	5%	NS

My child participates in the following courses during <u>the regular school day</u> . (Please mark all that apply.)										Score 7.8
52%	Art	50%	Music	47%	Dance	8%	Theater	5%	Foreign language	
51%	Computer skills/technology	14%	Health	50%	Physical education	5%	None of these courses	6%	Don't know	

My child participates in the following school activities <u>before or after school</u> . (Please mark all that apply.)										Score 4.2
17%	Art	22%	Music	21%	Dance	4%	Theater	4%	Foreign language	
19%	Computer skills/technology	6%	Team sports and clubs	11%	Tutoring/ enrichment activities	27%	None of these activities	7%	Don't know	



Learning Environment Survey Report 2007-08

PARENT SURVEY

P.S. 062 Chester Park

Principal: Angela O'Dowd

School DBN: 27Q062

Enrollment: 976

School Type: Elementary School

Engagement (continued)

How much do you agree or disagree with the following statements?	Strongly Agree	Agree	Disagree	Strongly Disagree	Don't Know	Score
My child's school offers a wide enough variety of courses and activities to keep my child interested in school.	44%	46%	5%	1%	3%	8.2

How satisfied are you with the following things about your child's school?	Very Satisfied	Satisfied	Unsatisfied	Very Unsatisfied	Score
Your opportunities to be involved in your child's education.	57%	40%	2%	0%	8.5

Safety and Respect

Schools ensure that all members of the school community feel physically and emotionally secure, allowing everyone to focus on student learning.

How much do you agree or disagree with the following statements about your child's school?	Strongly Agree	Agree	Disagree	Strongly Disagree	Does Not Apply	Score
There is an adult at the school whom my child trusts and can go to for help with a school problem.	44%	45%	4%	1%	5%	8

How much do you agree or disagree with the following statements about your child's school?	Strongly Agree	Agree	Disagree	Strongly Disagree	Don't Know	Score
My child is safe at school.	62%	37%	0%	0%	1%	9
My child's school is clean.	62%	36%	0%	0%	1%	9
Discipline is enforced fairly at my child's school.	55%	39%	2%	0%	3%	8.7

How much do you agree or disagree with the following statement?	Strongly Agree	Agree	Disagree	Strongly Disagree	Score
<u>Answer this question only if your child's school has School Safety Agents:</u> The presence and actions of School Safety Agents help to promote a safe and respectful learning environment.	58%	41%	0%	0%	8.5

How often do you think the following problems occur at your child's school?	Never	Once in a While	Fairly Often	Very Often	Don't Know	Score
Students threaten or bully other students.	45%	27%	6%	5%	18%	7.9
School staff are disrespectful to students.	75%	7%	1%	1%	16%	9.5



Learning Environment Survey Report 2007-08

PARENT SURVEY

P.S. 062 Chester Park

Principal: Angela O'Dowd

School DBN: 27Q062

Enrollment: 976

School Type: Elementary School

Safety and Respect (continued)

How often do you think the following problems occur at your child's school?	Never	Once in a While	Fairly Often	Very Often	Don't Know	Score
There is racial or cultural bias by school staff.	75%	4%	2%	2%	18%	9.5
There is conflict at my child's school based on race, culture, religion, sexual orientation, gender, or disabilities.	77%	4%	1%	1%	17%	9.6
Students use alcohol or illegal drugs during school.	86%	0%	0%	0%	13%	9.9
There is gang activity in my child's school.	82%	2%	0%	1%	16%	9.8

Not Scored

These questions appeared on the survey but answers were not scored and did not affect the survey or progress report scores.

In which grade is your child at this school?

- If you have children in two or more New York City schools ... please fill out **one separate survey for each school.**
- If you have more than one child in the same school ... please fill out just **one survey about your oldest child.**

NS

0%	Pre-Kindergarten	14%	Kindergarten	15%	1st grade	16%	2nd grade	14%	3rd grade	19%	4th grade	21%	5th grade
0%	6th grade	0%	7th grade	0%	8th grade	0%	9th grade	0%	10th grade	0%	11th grade	0%	12th grade

What are the **BEST** ways for your child's school or teachers to get information to you about your child's education? (Mark as few or as many as apply.)

NS

42%	Mail	23%	E-mail	21%	PA or PTA meetings, or similar meetings
73%	Paper sent home with your child	13%	School Website	12%	School bulletin board
63%	Phone	16%	Parent Coordinator	4%	Community or Citywide Education Councils
57%	Parent teacher conferences	5%	Other parents	3%	Other organizations in your community

Which of the following improvements would you **most** like your school to make? (Choose ONE.)

NS

4%	More effective school leadership	19%	More hands-on learning	16%	More or better enrichment programs	7%	More or better arts programs	11%	More challenging courses
6%	Better communication with parents	5%	More teacher training	18%	Smaller class size	15%	More preparation for state tests	0%	Less preparation for state tests



Learning Environment Survey Report 2007-08

TEACHER SURVEY

P.S. 062 Chester Park

Principal: Angela O'Dowd

School DBN: 27Q062

Enrollment: 976

School Type: Elementary School

This table presents the percentage of **TEACHERS** in your school who selected each answer. Questions are assigned to and sorted by category. Question scores are between 0 and 10, and the highest possible score is 10. There are four categories: Academic Expectations, Communication, Engagement, and Safety and Respect. NS indicates that the question was not scored. To learn more about survey and scoring methodology, please visit <http://schools.nyc.gov/Surveys>.

Academic Expectations

Schools encourage students to do their best by developing rigorous and meaningful academic goals.

How much do you agree or disagree with the following statements about your school?	Strongly Agree	Agree	Disagree	Strongly Disagree	Score
The principal places the learning needs of children ahead of other interests.	34%	49%	15%	2%	7.2
Curriculum, instruction, and assessment are aligned within and across the grade levels at this school.	40%	56%	4%	0%	7.9

Which of the following courses or activities are available to students at your school – and when are they available during the day?	Offered as a regular school activity/course	Offered before or after school or during free periods	Not offered at all
Score	9.7	5.1	NS
Art	93%	4%	2%
Music	91%	9%	2%
Dance	91%	13%	0%
Theater	7%	4%	84%
Foreign language	2%	0%	95%
Computer skills/technology	93%	5%	2%
Health	25%	4%	68%
Physical Education	84%	7%	9%
Sports teams or clubs	5%	64%	29%
Tutoring/enrichment activities	25%	68%	7%

How much do you agree or disagree with the following statements?	Strongly Agree	Agree	Disagree	Strongly Disagree	Score
My school has high expectations for all students.	64%	35%	2%	0%	8.7
Teachers in this school set high standards for student work in their classes.	53%	45%	2%	0%	8.4
My school has clear measures of progress for student achievement throughout the year.	44%	53%	4%	0%	8
This school makes it a priority to help students develop challenging learning goals.	27%	65%	7%	0%	7.3



Learning Environment Survey Report 2007-08

TEACHER SURVEY

P.S. 062 Chester Park

Principal: Angela O'Dowd

School DBN: 27Q062

Enrollment: 976

School Type: Elementary School

Academic Expectations (continued)

How much do you agree or disagree with the following statements?	Strongly Agree	Agree	Disagree	Strongly Disagree	Score
This school makes it a priority to help students find the best ways to achieve their learning goals.	31%	59%	9%	0%	7.4
For high school teachers only: This school makes it a priority to help students select the best courses to achieve their college or career goals.	NS	NS	NS	NS	NS

How much do you agree or disagree with the following statements?	Strongly Agree	Agree	Disagree	Strongly Disagree	Does Not Apply	Score
The principal has confidence in the expertise of the teachers.	16%	67%	15%	2%	0%	6.6
School leaders visit classrooms to observe the quality of teaching at this school.	40%	53%	4%	4%	0%	7.6
School leaders place a high priority on the quality of teaching at this school.	55%	40%	4%	2%	0%	8.2
Most teachers in my school work together to improve their instructional practice.	38%	51%	7%	4%	0%	7.5
Teachers in this school use student achievement data to improve instructional decisions.	49%	51%	0%	0%	0%	8.3
I have sufficient materials to teach my class(es), including: books, audio/visual equipment, maps, and/or calculators.	35%	44%	18%	4%	0%	7
My instructional materials are in good condition.	38%	58%	4%	0%	0%	7.8

Communication

Schools provide information about the school's educational goals and offer appropriate feedback on each student's learning outcomes.

How much do you agree or disagree with the following statements about your school?	Strongly Agree	Agree	Disagree	Strongly Disagree	Score
Schools leaders communicate a clear vision for this school.	36%	58%	2%	4%	7.6
School leaders let staff know what is expected of them.	31%	60%	7%	2%	7.3
School leaders encourage open communication on important school issues.	13%	63%	20%	4%	6.2
The principal is an effective manager who makes the school run smoothly.	22%	63%	15%	0%	6.9
I trust the principal at his or her word.	20%	52%	19%	9%	6.1



Learning Environment Survey Report 2007-08

TEACHER SURVEY

P.S. 062 Chester Park

Principal: Angela O'Dowd

School DBN: 27Q062

Enrollment: 976

School Type: Elementary School

Communication (continued)

How much do you agree or disagree with the following statement?	Strongly Agree	Agree	Disagree	Strongly Disagree	Does Not Apply	Score
---	----------------	-------	----------	-------------------	----------------	-------

School leaders give me regular and helpful feedback about my teaching.	24%	53%	16%	7%	0%	6.4
--	-----	-----	-----	----	----	-----

Based on your experiences during the current school year, how much do you agree or disagree with the following statements?	Strongly Agree	Agree	Disagree	Strongly Disagree	Score
--	----------------	-------	----------	-------------------	-------

My school communicates effectively with parents when students misbehave.	26%	49%	19%	6%	6.5
--	-----	-----	-----	----	-----

How often during this school year have you:	More than once a week	Once a Week	About Once a Month	About 3 or 4 Times each Year	Rarely or Never	Score
---	-----------------------	-------------	--------------------	------------------------------	-----------------	-------

had a conversation or corresponded with a parent of a student about the student's behavior?	11%	15%	29%	35%	11%	NS
---	-----	-----	-----	-----	-----	----

How often during this school year have you:	More than once a week	Once a Week	About Once a Month	About 3 or 4 Times each Year	Rarely or Never	Does Not Apply	Score
---	-----------------------	-------------	--------------------	------------------------------	-----------------	----------------	-------

communicated with students about their progress in class?	45%	25%	23%	4%	0%	4%	NS
--	-----	-----	-----	----	----	----	----

communicated with parents about their children's progress in class?	9%	16%	31%	40%	0%	4%	6.2
--	----	-----	-----	-----	----	----	-----

sent parents written information on what you are teaching and what students are expected to learn?	4%	15%	48%	22%	6%	6%	6.1
--	----	-----	-----	-----	----	----	-----

sent home information on services to help students or parents such as: tutoring, after-school programs, or workshops adults can attend to help their children in school?	4%	29%	36%	18%	4%	9%	6.9
--	----	-----	-----	-----	----	----	-----

Engagement

Schools engage all parents, teachers, and students in an active and vibrant partnership to promote student learning.

How much do you agree or disagree with the following statement?	Strongly Agree	Agree	Disagree	Strongly Disagree	Score
---	----------------	-------	----------	-------------------	-------

My school offers a wide enough variety of activities or courses to keep students at my school engaged.	24%	69%	7%	0%	7.2
--	-----	-----	----	----	-----

To what extent do you feel supported by:	To a great extent	To some extent	To a small extent	To no extent	Score
--	-------------------	----------------	-------------------	--------------	-------

your principal?	39%	41%	15%	6%	7.1
-----------------	-----	-----	-----	----	-----

other teachers at your school?	56%	40%	4%	0%	8.4
--------------------------------	-----	-----	----	----	-----



Learning Environment Survey Report 2007-08

TEACHER SURVEY

P.S. 062 Chester Park

Principal: Angela O'Dowd

School DBN: 27Q062

Enrollment: 976

School Type: Elementary School

Engagement (continued)

How much do you agree or disagree with the following statements?	Strongly Agree	Agree	Disagree	Strongly Disagree	Does Not Apply	Score
School leaders invite teachers to play a meaningful role in setting goals and making important decisions for this school.	15%	54%	20%	11%	0%	5.7
School leaders encourage collaboration among teachers.	31%	60%	5%	4%	0%	7.3
This year, I received helpful training on the use of student achievement data to improve teaching and learning.	24%	56%	17%	2%	2%	6.8
The professional development I received this year provided me with content support in my subject area.	27%	42%	22%	5%	4%	6.5
The professional development I received this year provided me with teaching strategies to better meet the needs of my students.	35%	50%	11%	2%	2%	7.4

Based on your experiences during the current school year, how much do you agree or disagree with the following statements?	Strongly Agree	Agree	Disagree	Strongly Disagree	Score
Obtaining information from parents about student learning needs is a priority at my school.	20%	42%	35%	4%	5.9
Teachers and administrators in my school use information from parents to improve instructional practices and meet student learning needs.	19%	50%	30%	2%	6.2

Safety and Respect

Schools ensure that all members of the school community feel physically and emotionally secure, allowing everyone to focus on student learning.

How much do you agree or disagree with the following statements?	Strongly Agree	Agree	Disagree	Strongly Disagree	Does Not Apply	Score
Teachers in this school respect teachers who take the lead in school improvement efforts.	24%	64%	9%	4%	0%	6.9
Teachers in this school trust each other.	26%	54%	17%	4%	0%	6.7
Teachers in this school recognize and respect colleagues who are the most effective teachers.	31%	63%	4%	2%	0%	7.5

How much do you agree or disagree with the following statements?	Strongly Agree	Agree	Disagree	Strongly Disagree	Score
Order and discipline are maintained at my school.	39%	44%	15%	2%	7.3
I can get the help I need at my school to address student behavior and discipline problems.	24%	53%	20%	4%	6.5
I am safe at my school.	64%	33%	2%	2%	8.6
Crime and violence are a problem in my school.	2%	2%	29%	67%	8.7



Learning Environment Survey Report 2007-08

TEACHER SURVEY

P.S. 062 Chester Park

Principal: Angela O'Dowd

School DBN: 27Q062

Enrollment: 976

School Type: Elementary School

Safety and Respect (continued)

How much do you agree or disagree with the following statements?	Strongly Agree	Agree	Disagree	Strongly Disagree	Score
Students in my school are often threatened or bullied.	4%	18%	44%	35%	7
Adults at my school are often disrespectful to students.	0%	7%	20%	73%	8.8
Most students at my school treat teachers with respect.	42%	51%	5%	2%	7.8
Most parents treat teachers at this school with respect.	33%	59%	6%	2%	7.5
Students' use of alcohol and illegal drugs in school is a problem at my school.	0%	0%	15%	85%	9.5
There are conflicts at my school based: on race, culture, religion, sexual orientation, gender, or disability.	2%	7%	38%	53%	8.1
There is a person or a program in my school to help students resolve conflicts.	45%	42%	11%	2%	7.7
Gang activity is a problem in my school.	2%	2%	20%	76%	9
My school is kept clean.	20%	69%	11%	0%	7
Answer this question only if your school has <i>School Safety Agents</i>: The presence and actions of School Safety Agents help to promote a safe and respectful learning environment.	60%	38%	2%	0%	8.6

Not Scored

These questions appeared on the survey but answers were not scored and did not affect the survey or progress report scores.

How often <u>during this school year</u> have you:	More than once a week	Once a Week	About once a Month	About 3 or 4 Times each Year	Rarely or Never	Score
attempted to have a conversation with a parent but failed because you were not able to contact the parent or the parent did not respond or attend?	0%	7%	9%	28%	56%	NS
How long have you been a teacher?						NS
4% Less than one year	29% 1-3 years	38% 4-10 years	13% 11-15 years	16% More than 15 years		
This year, what percentage of your students had at least one parent attend your parent-teacher conferences?						NS
4% 0-25%	4% 26-50%	2% 51-75%	82% 76-100%	9%	Does Not Apply	