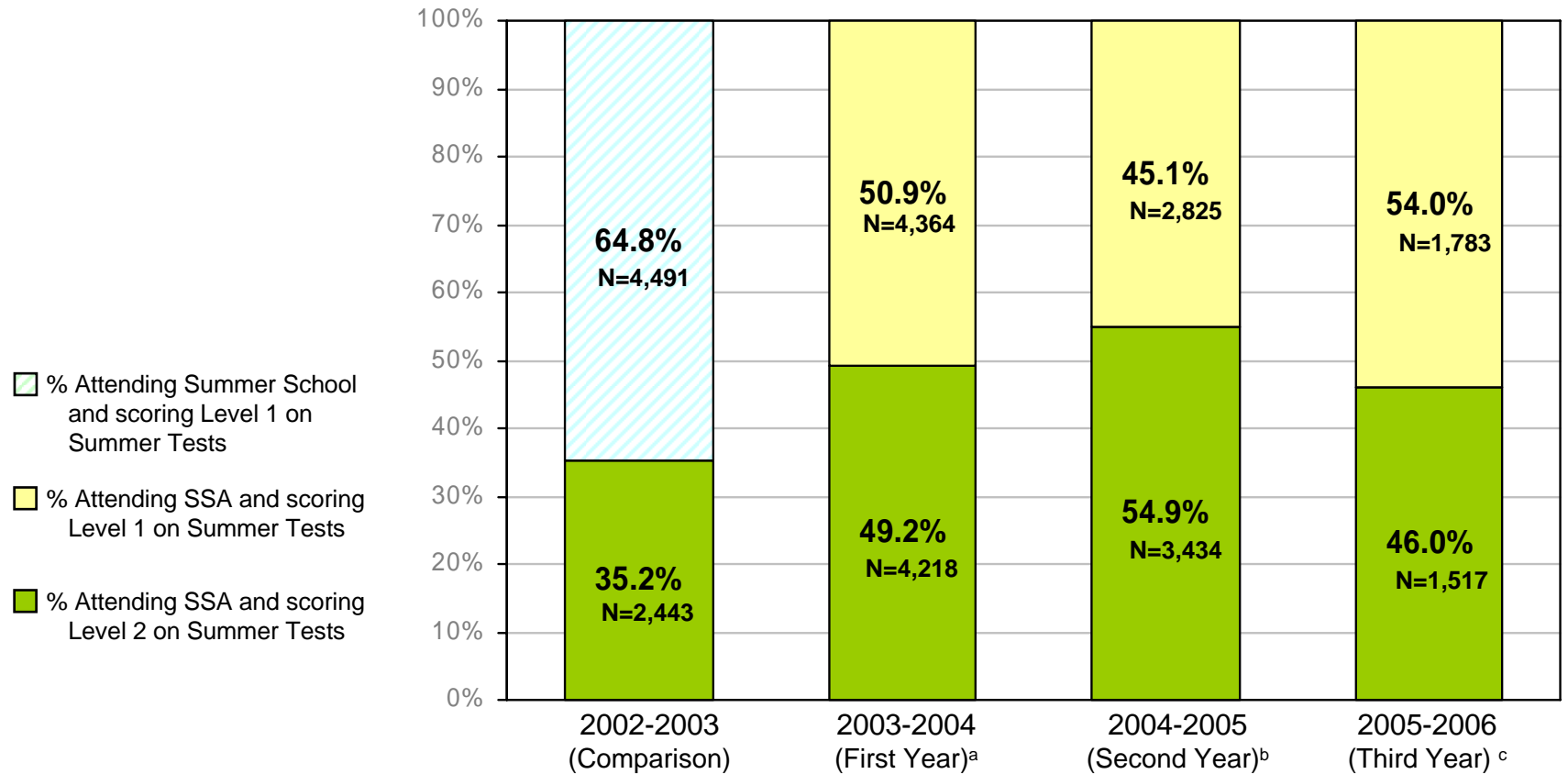


# Grade 3 Students Attending Summer Success Academy and Achieving Promotion Standards on all Required Summer Tests



<sup>a</sup> Excludes high Level 2 students granted an appeal in June (1,159), students who walked in to take summer tests (70) and students who did not attend and/or take summer tests (587).

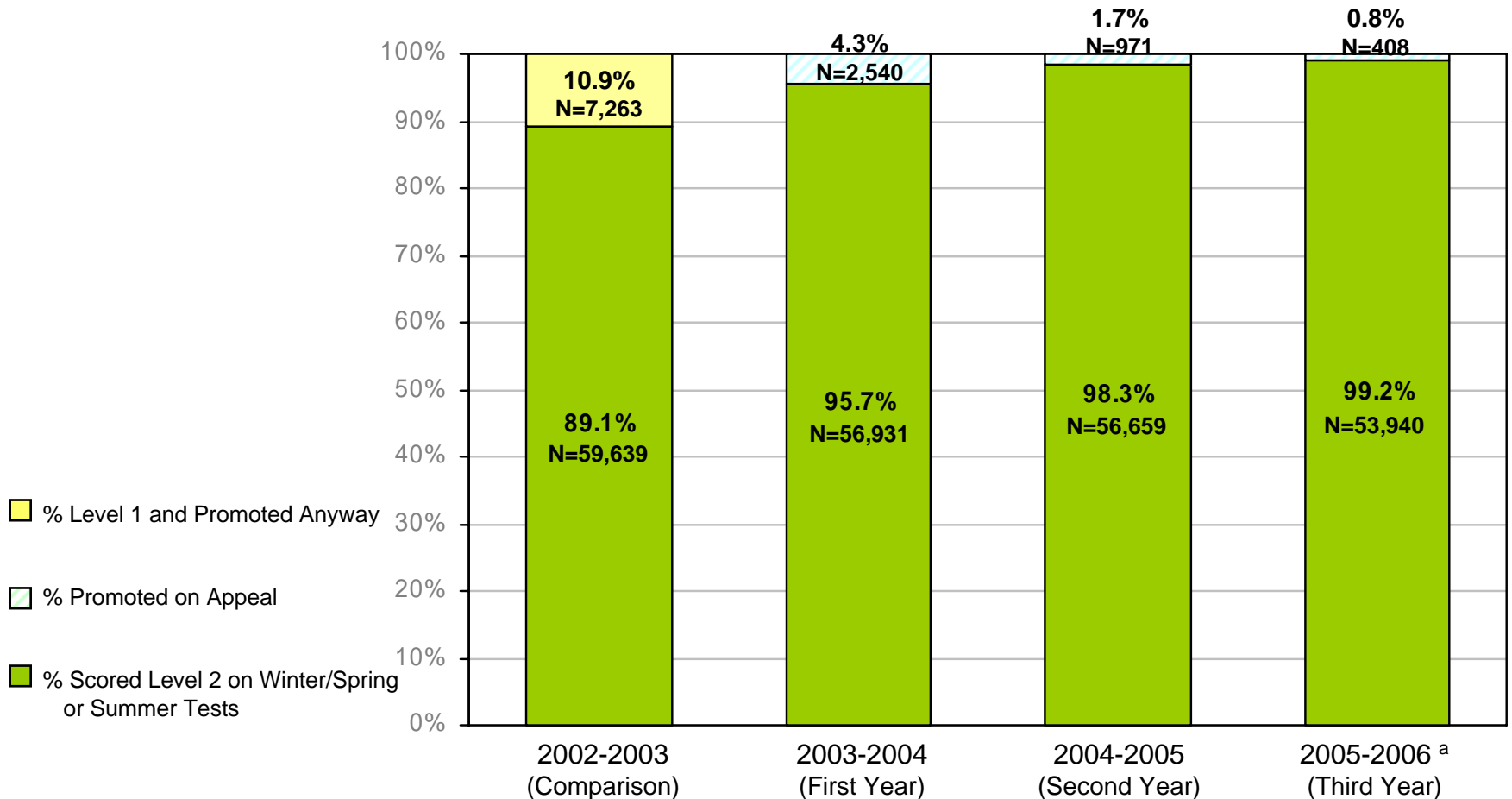
<sup>b</sup> Excludes high Level 2 students granted an appeal in June (725), students who walked in to take summer tests (128) and students who did not attend and/or take summer tests (1,132).

<sup>c</sup> Excludes high Level 2 students granted an appeal in June (387), students who walked in to take summer tests (52) and students who did not attend and/or take summer tests (650).

NOTE In the comparison year, students attended summer school, not Summer Success Academy.

## Grade 3

# Promotion Rates of Students Held to Policy and Promoted with Comparison Group

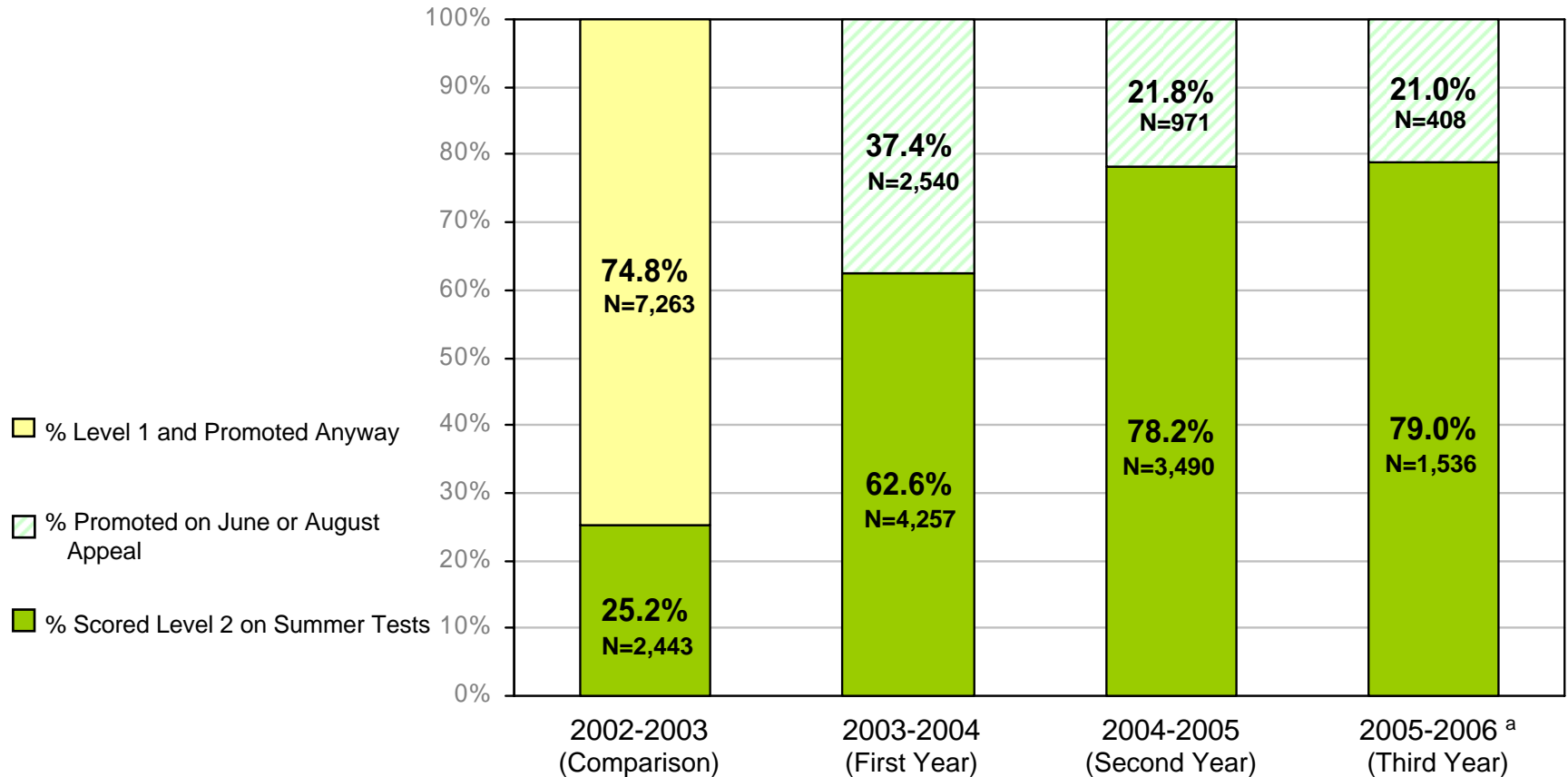


<sup>a</sup> In the 2005-2006 year, the New York State Education Department expanded the ELA and Mathematics testing program to Grades 3-8. However, results from these tests will not be available until the fall. Therefore, in order to make promotion decisions in June, a promotional cut score for NYC students was established for Grade 3 on the NYS ELA and Math tests, both administered this past winter. In conjunction with NYC educators and the NYSED's test publisher, CTB/McGraw-Hill, the NYC Promotion Standard was determined by NYSED and was used to identify students in Grade 3 who did not meet promotion criteria based on the state tests in ELA and/or Mathematics tests.

Note: For comparative purposes, numbers exclude special education students, even though in 2004-2005 and in 2005-2006 special education students held to standard promotion criteria were held to the promotion policy, and most English Language Learners (ELLs).

## Grade 3

# Reason for Promotion to Grade 4 of Students Scoring in Level 1 on Spring Tests



<sup>a</sup> In the 2005-2006 year, the New York State Education Department expanded the ELA and Mathematics testing program to Grades 3-8. However, results from these tests will not be available until the fall. Therefore, in order to make promotion decisions in June, a promotional cut score for NYC students was established for Grade 3 on the NYS ELA and Math tests, both administered this past winter. In conjunction with NYC educators and the NYSED's test publisher, CTB/McGraw-Hill, the NYC Promotion Standard was determined by NYSED and was used to identify students in Grade 3 who did not meet promotion criteria based on the state tests in ELA and/or Mathematics tests.

Note: For comparative purposes, numbers exclude special education students, even though in 2004-2005 and in 2005-2006 special education students held to standard promotion criteria were held to the promotion policy, and most English Language Learners (ELLs). ELLs enrolled in an English Language School System for less than 3 years and some ELLs in years 4 or 5 are also not held to the promotion policy.

Implementation of the Grade 3 Promotion Policy First, Second and Third Years of the Policy and a Comparison Group												
	2002-2003 (Comparison)			2003-2004 (First Year)			2004-2005 (Second Year)			2005-2006 <sup>a</sup> (Third Year)		
	N	% of Students Held to Policy	% of Students at Level 1	N	% of Students Held to Policy	% of Students at Level 1	N	% of Students Held to Policy	% of Students at Level 1	N	% of Students Held to Policy	% of Students that Did Not Meet NYC Promotion Standard <sup>b</sup>
<b>Total Tested on One or Both Tests (ELA and Math)</b>	83,707			80,341			76,928			74,046		
<b>Total Grade 3 Students Held to the Policy</b>	70,007	100.0%		63,072	100.0%		61,413	100.0%		56,793	100.0%	
<b>Students at Level 1 on One or Both Tests</b>	12,811	18.3%	100.0%	10,398	16.5%	100.0%	8,244 <sup>c</sup>	13.4%	100.0%	4,389 <sup>d</sup>	7.7%	100.0%
<b>Level 1 Students Achieving Level 2 on Summer Tests</b>	2,443	3.5%	19.1%	4,257	6.7%	40.9%	3,490	5.7%	42.3%	1,536	2.7%	35.0%
<b>Students Granted an Appeal in June or August Based on an Evaluation of Classwork</b>	NA	NA	NA	2,540	4.0%	24.5%	971	1.6%	11.8%	408	0.7%	9.3%
<b>Preliminary Students Retained (as of August)</b>	NA	NA	NA	3,601	5.7%	34.6%	3,783	6.2%	45.9%	2,445	4.3%	55.7%
<b>Final Students Retained (as of October 31)</b>	3,105	4.4%	24.2%	3,012	4.8%	29.0%	2,897	4.7%	35.1%	TBD	TBD	TBD

<sup>a</sup> In the 2005-2006 year, the New York State Education Department expanded the ELA and Mathematics testing program to Grades 3-8. However, results from these tests will not be available until the fall. Therefore, in order to make promotion decisions in June, a promotional cut score for NYC students was established for Grade 3 on the NYS ELA and Math tests, both administered this past winter. In conjunction with NYC educators and the NYSED's test publisher, CTB/McGraw-Hill, the NYC Promotion Standard was determined by NYSED and was used to identify students in Grade 3 who did not meet promotion criteria based on the state tests in ELA and/or Mathematics tests.

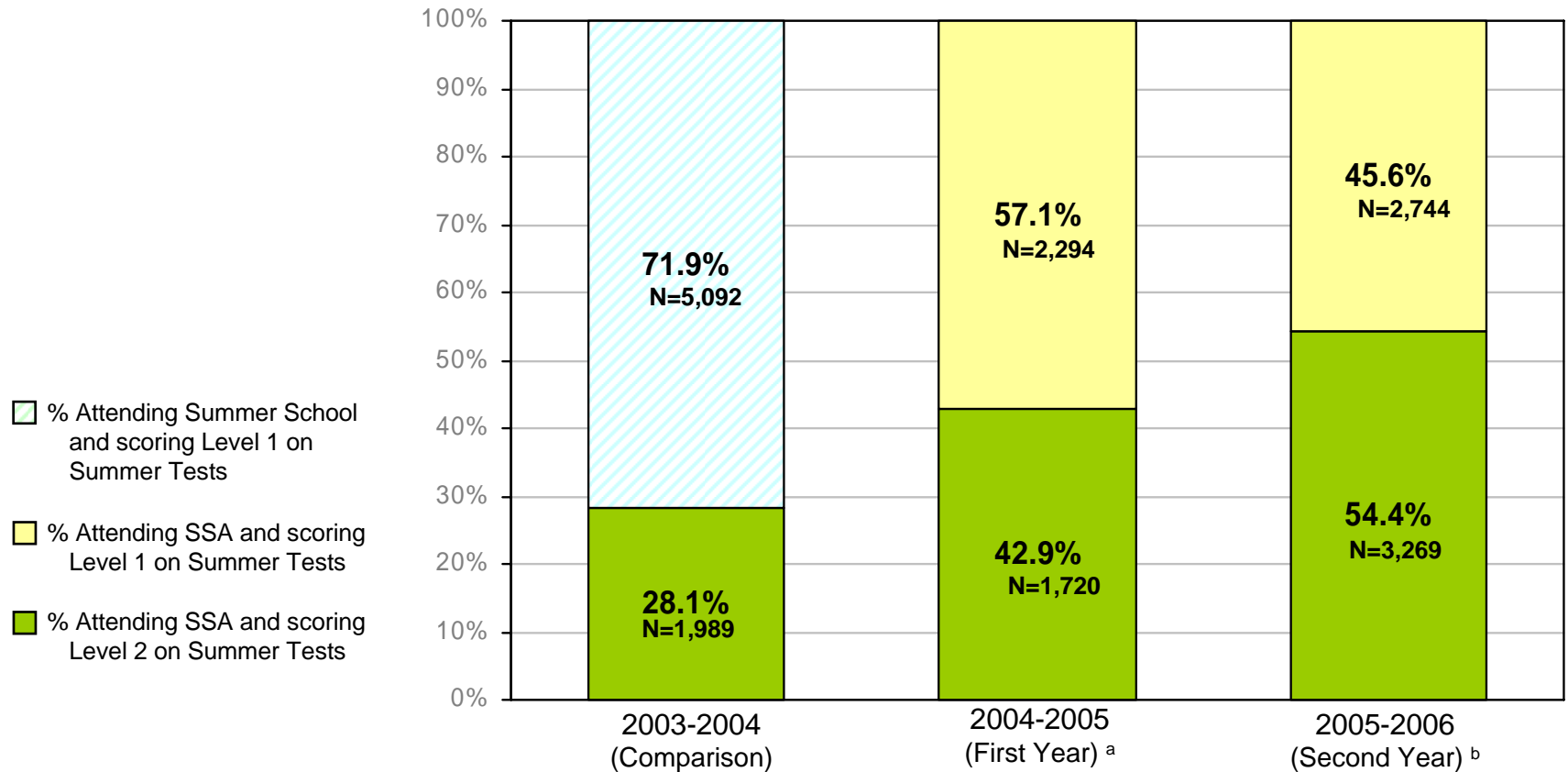
<sup>b</sup> For the 2005-2006 year only, the Level 2 promotion standard refers to whether students have met the NYC Promotion Standard established above.

<sup>c</sup> For the first time in 2004-2005 and thereafter special education students with standard promotion criteria were subject to the Grade 3 promotion policy. For comparison across years, special education students with standard promotion criteria were excluded. In 2004-2005, an additional 554 special education students held to the promotion policy scored in Level 1 and in 2005-2006 an additional 595 special education students held to the promotion policy did not meet the NYC Promotion Standard.

<sup>d</sup> This number is 848 less than originally reported. Students were removed because they have been discharged from the school system or were special education students subject to modified promotion criteria or were English Language Learners not held to the new promotion criteria.

Note: The number of total students held to the policy includes general education students and English Language Learners enrolled in an English Language School System for more than three years. Special Education students held to standard promotion criteria are not included in this table.

## Grade 5 Students Attending Summer Success Academy and Achieving Promotion Standards on all Required Summer Tests



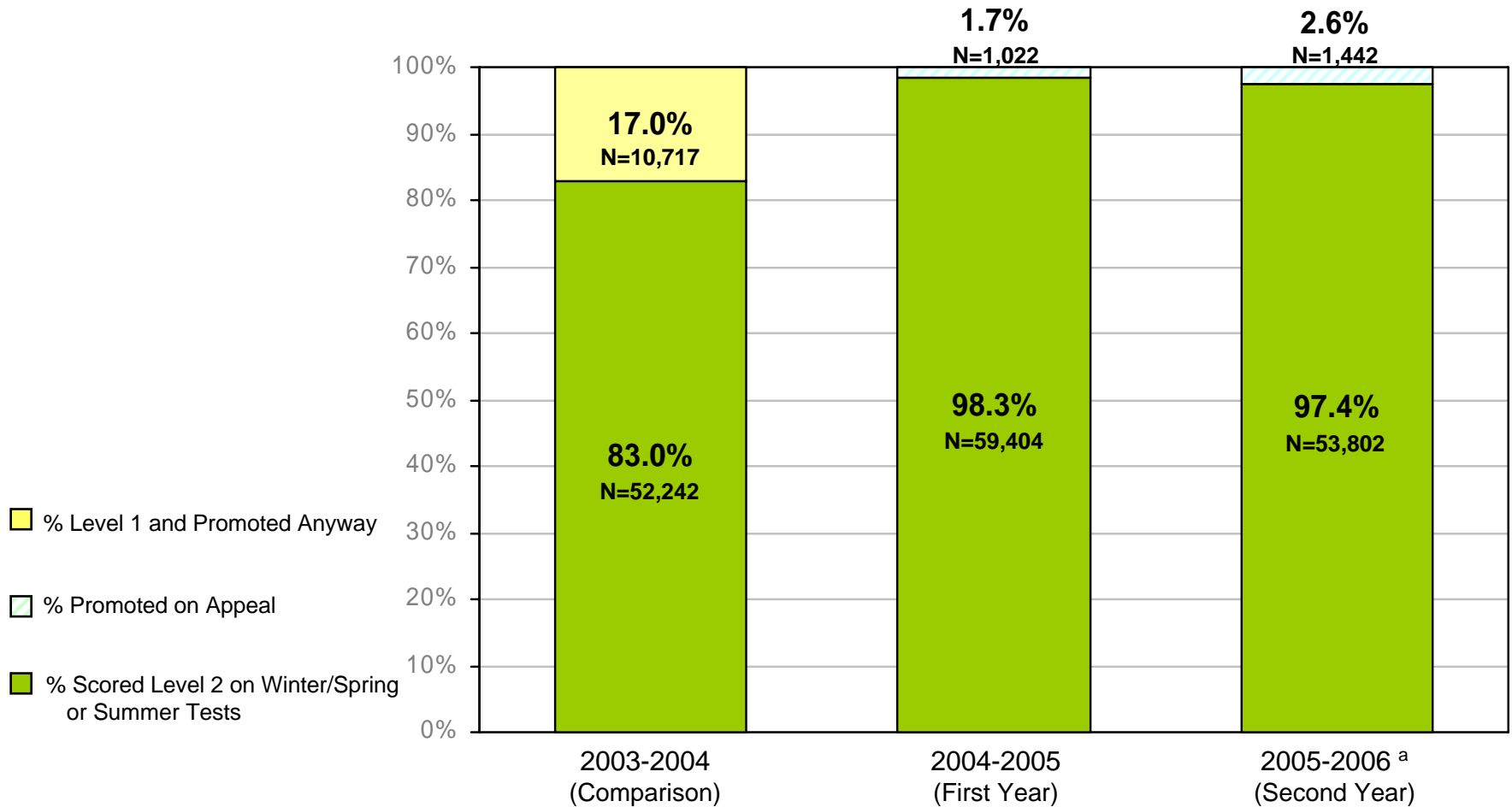
<sup>a</sup> Excludes high Level 2 students granted an appeal in June (708), students who walked in to take summer tests (73) and students who did not attend and/or take summer tests (655).

<sup>b</sup> Excludes high Level 2 students granted an appeal in June (1,364), students who walked in to take summer tests (77) and students who did not attend and/or take summer tests (748).

Note: In the comparison year, students attended summer school, not Summer Success Academy.

# Grade 5

## Promotion Rates of Students Held to Policy and Promoted with Comparison Group

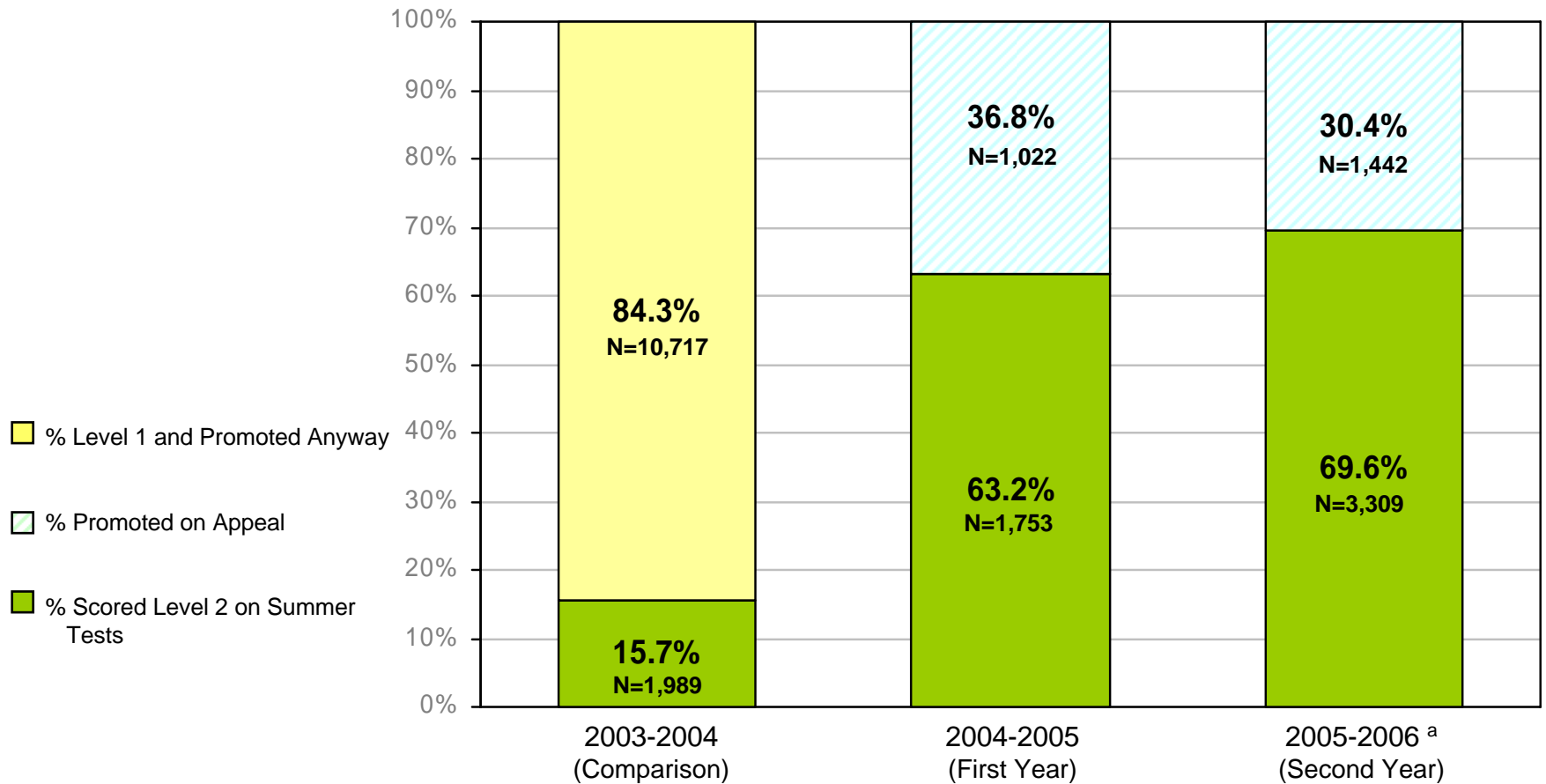


<sup>a</sup> In the 2005-2006 year, the New York State Education Department expanded the ELA and Mathematics testing program to Grades 3-8. However, results from these tests will not be available until the fall. Therefore, in order to make promotion decisions in June, a promotional cut score for NYC students was established for Grade 5 on the NYS ELA and Math tests, both administered this past winter. In conjunction with NYC educators, and the NYSED's test publisher, CTB/McGraw-Hill, the NYC Promotion Standard was determined by the NYSED and was used to identify students in Grade 5 who did not meet promotion criteria based on the state tests in ELA and/or Mathematics tests. For the 2005-2006 year only, the Level 2 promotion standard refers to whether students have met the NYC Promotion Standard established above.

Note: For comparative purposes, numbers exclude special education students and most English Language Learners (ELLs).

## Grade 5

### Reason for Promotion to Grade 6 of Students Scoring in Level 1 on Spring Tests



<sup>a</sup> In the 2005-2006 year, the New York State Education Department expanded the ELA and Mathematics testing program to Grades 3-8. However, results from these tests will not be available until the fall. Therefore, in order to make promotion decisions in June, a promotional cut score for NYC students was established for Grade 5 on the NYS ELA and Math tests, both administered this past winter. In conjunction with NYC educators, and the NYSED's test publisher, CTB/McGraw-Hill, the NYC Promotion Standard was determined by the NYSED and was used to identify students in Grade 5 who did not meet promotion criteria based on the state tests in ELA and/or Mathematics tests. For the 2005-2006 year only, the Level 2 promotion standard refers to whether students have met the NYC Promotion Standard established above.

Note: For comparative purposes, numbers exclude special education students and most English Language Learners (ELLs) since the Grade 5 promotion policy adopted in 2005 does not apply to any student with and Individualized Education Program (IEP). ELLs enrolled in an English Language School System for less than 3 years and some ELLs in years 4 or 5 are also not held to the new promotion policy.

Implementation of the Grade 5 Promotion Policy First and Second Years of the Policy and a Comparison Group									
	2003-2004 (Comparison)			2004-2005 (First Year)			2005-2006 <sup>a</sup> (Second Year)		
	N	% of Students Held to Policy	% of Students at Level 1	N	% of Students Held to Policy	% of Students at Level 1	N	% of Students Held to Policy	% of Students that Did Not Meet NYC Promotion Standard <sup>b</sup>
<b>Total Tested on One or Both Tests (ELA and Math)</b>	<b>80,126</b>			<b>77,965</b>			<b>75,047</b>		
<b>Total Grade 5 Students Held to the Policy</b>	<b>64,948</b>	<b>100.0%</b>		<b>63,101</b>	<b>100.0%</b>		<b>58,695</b>	<b>100.0%</b>	
<b>Students at Level 1 on One or Both Tests</b>	<b>14,695</b>	<b>22.6%</b>	<b>100.0%</b>	<b>5,450</b>	<b>8.6%</b>	<b>100.0%</b>	<b>8,202<sup>c</sup></b>	<b>14.0%</b>	<b>100.0%</b>
<b>Level 1 Students Achieving Level 2 on Summer Tests</b>	<b>1,989</b>	<b>3.1%</b>	<b>13.5%</b>	<b>1,753</b>	<b>2.8%</b>	<b>32.2%</b>	<b>3,309</b>	<b>5.6%</b>	<b>40.3%</b>
<b>Students Granted an Appeal in June or August Based on an Evaluation of Classwork</b>	<b>NA</b>	<b>NA</b>	<b>NA</b>	<b>1,022</b>	<b>1.6%</b>	<b>18.8%</b>	<b>1,442</b>	<b>2.5%</b>	<b>17.6%</b>
<b>Preliminary Students Retained (as of August)</b>	<b>1,876</b>	<b>2.9%</b>	<b>12.8%</b>	<b>2,675</b>	<b>4.2%</b>	<b>49.0%</b>	<b>3,451</b>	<b>5.9%</b>	<b>42.1%</b>
<b>Final Students Retained (as of October 31)</b>	<b>1,180</b>	<b>1.8%</b>	<b>8.0%</b>	<b>1,851</b>	<b>2.9%</b>	<b>34.0%</b>	<b>TBD</b>	<b>TBD</b>	<b>TBD</b>

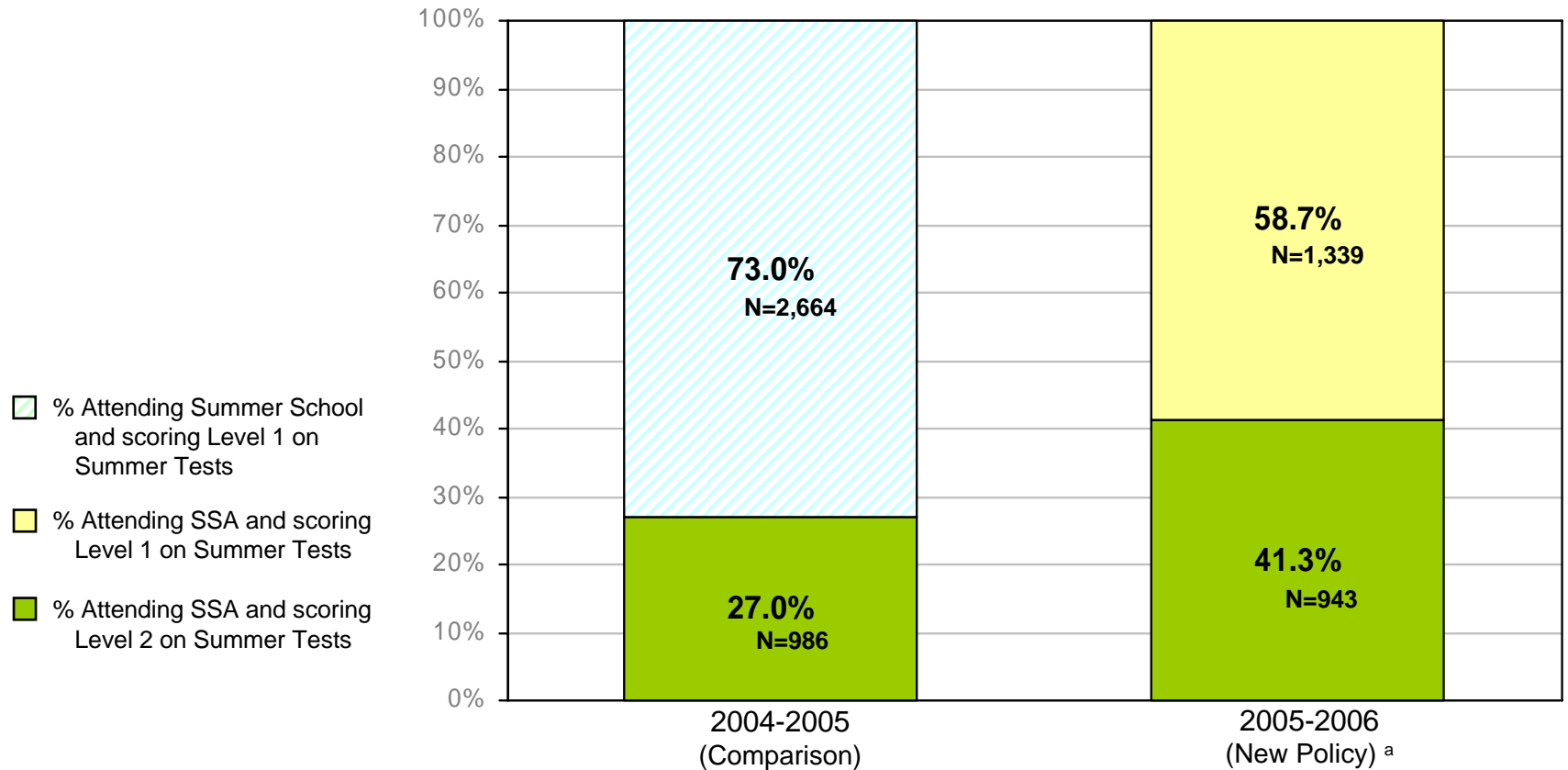
<sup>a</sup> In the 2005-2006 year, the New York State Education Department expanded the ELA and Mathematics testing program to Grades 3-8. However, results from these tests will not be available until the fall. Therefore, in order to make promotion decisions in June, a promotional cut score for NYC students was established for Grade 5 on the NYS ELA and Math tests, both administered this past winter. In conjunction with NYC educators, and the NYSED's test publisher, CTB/McGraw-Hill, the NYC Promotion Standard was determined by the NYSED and was used to identify students in Grade 5 who did not meet promotion criteria based on the state tests in ELA and/or Mathematics tests. For the 2005-2006 year only, the Level 2 promotion standard refers to whether students have met the NYC Promotion Standard established above.

<sup>b</sup> For the first time in 2004-2005 and thereafter special education students with standard promotion criteria were subject to the Grade 5 promotion policy. For comparison across years, special education students with standard promotion criteria were excluded. In 2005-2006 an additional 616 special education students held to the promotion policy did not meet the NYC Promotion Standard.

<sup>c</sup> This number is 719 less than originally reported. Students were removed because they have been discharged from the school system or were special education students subject to modified promotion criteria or were English Language Learners not held to the new promotion criteria.

Note: The number of total students held to the policy includes general education students and English Language Learners enrolled in an English Language School System for more than three years. Special Education students held to standard promotion criteria are not included in this table.

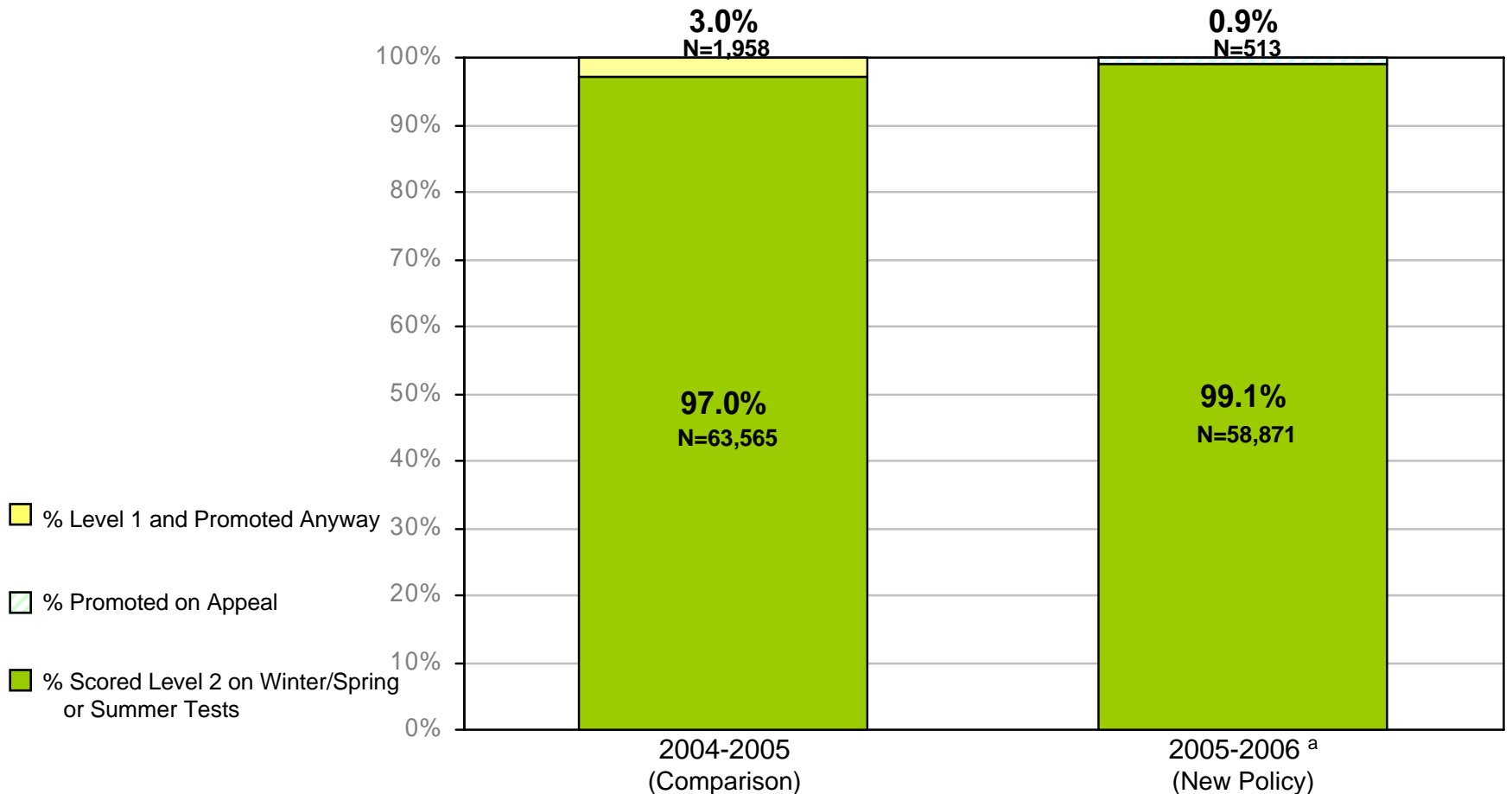
## Grade 7 Students Attending Summer Success Academy and Achieving Promotion Standards on all Required Summer Tests English Language Arts (ELA) Only



<sup>a</sup> Excludes high Level 2 students granted an appeal in June (479), students who walked in to take summer tests (36) and students who did not attend and/or take summer tests (593).

Note: In the comparison year, students attended summer school, not Summer Success Academy.

## Grade 7 Promotion Rates of Students Held to Policy and Promoted with Comparison Group English Language Arts (ELA) Only

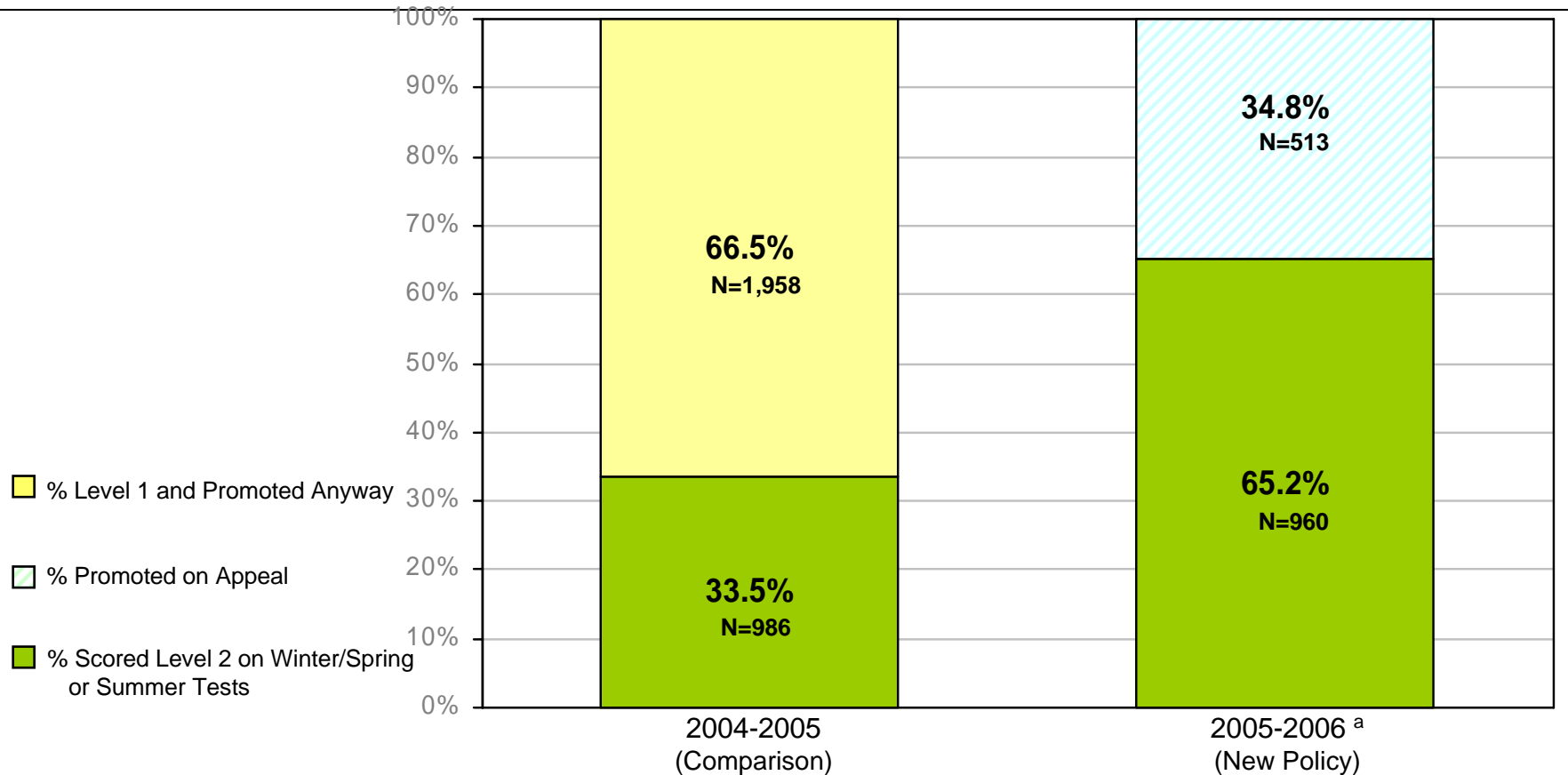


<sup>a</sup> In the 2005-2006 year, the New York State Education Department expanded the ELA and Mathematics testing program to Grades 3-8. However, results from these tests will not be available until the fall. Therefore, in order to make promotion decisions in June, a promotional cut score for NYC students was established for Grade 7 on the NYS ELA test, administered this past winter. In conjunction with NYC educators and the NYSED's test publisher, CTB/McGraw-Hill, the NYC Promotion Standard was determined by the NYSED and was used to identify students in Grade 7 who did not meet promotion criteria based on the state test in ELA. For the 2005-2006 year only, the Level 2 promotion standard refers to whether students have met the NYC Promotion Standard established above.

Note: For comparative purposes, numbers exclude special education students and most English Language Learners (ELLs).

## Grade 7

### Reason for Promotion to Grade 8 of Students Scoring in Level 1 on Spring Test English Language Arts (ELA) Only



<sup>a</sup> In the 2005-2006 year, the New York State Education Department expanded the ELA and Mathematics testing program to Grades 3-8. However, results from these tests will not be available until the fall. Therefore, in order to make promotion decisions in June, a promotional cut score for NYC students was established for Grade 7 on the NYS ELA test, administered this past winter. In conjunction with NYC educators and the NYSED's test publisher, CTB/McGraw-Hill, the NYC Promotion Standard was determined by the NYSED and was used to identify students in Grade 7 who did not meet promotion criteria based on the state test in ELA. For the 2005-2006 year only, the Level 2 promotion standard refers to whether students have met the NYC Promotion Standard established above.

Note: For comparative purposes, numbers exclude special education students and most English Language Learners (ELLs) since the new Grade 7 promotion policy adopted in 2006 does not apply to any student with and Individualized Education Program (IEP) in 2005-2006. ELLs enrolled in an English Language School System for less than 3 years and some ELLs in years 4 or 5 are also not held to the new promotion policy.

**Implementation of the New Grade 7 Promotion Policy and a Comparison Group  
English Language Arts (ELA) Only**

	<b>2004-2005 (Comparison)</b>			<b>2005-2006<sup>a</sup> (New Policy)</b>		
	<b>N</b>	<b>% of Students Held to Policy</b>	<b>% of Students at Level 1</b>	<b>N</b>	<b>% of Students Held to Policy</b>	<b>% of Students that Did Not Meet NYC Promotion Standard</b>
<b>Total Tested on ELA Test</b>	<b>72,850</b>			<b>70,675</b>		
<b>Total Grade 7 Students Held to the Policy</b>	<b>65,393</b>	<b>100.0%</b>		<b>60,857</b>	<b>100.0%</b>	
<b>Students at Level 1 on ELA Test</b>	<b>7,329</b>	<b>11.2%</b>	<b>100.0%</b>	<b>3,390<sup>b</sup></b>	<b>5.6%</b>	<b>100.0%</b>
<b>Level 1 Students Achieving Level 2 on Summer Tests</b>	<b>986</b>	<b>1.5%</b>	<b>13.5%</b>	<b>960</b>	<b>1.6%</b>	<b>28.3%</b>
<b>Students Granted an Appeal in June or August Based on an Evaluation of Classwork</b>	<b>NA</b>	<b>NA</b>	<b>NA</b>	<b>513</b>	<b>0.8%</b>	<b>15.1%</b>
<b>Preliminary Students Retained (as of August)</b>	<b>4,385</b>	<b>6.7%</b>	<b>59.8%</b>	<b>1,917</b>	<b>3.2%</b>	<b>56.5%</b>
<b>Final Students Retained (as of October 31)</b>	<b>NA</b>	<b>NA</b>	<b>NA</b>	<b>TBD</b>	<b>TBD</b>	<b>TBD</b>

<sup>a</sup> In the 2005-2006 year, the New York State Education Department expanded the ELA and Mathematics testing program to Grades 3-8. However, results from these tests will not be available until the fall. Therefore, in order to make promotion decisions in June, a promotional cut score for NYC students was established for Grade 7 on the NYS ELA test, administered this past winter. In conjunction with NYC educators and the NYSED's test publisher, CTB/McGraw-Hill, the NYC Promotion Standard was determined by the NYSED and was used to identify students in Grade 7 who did not meet promotion criteria based on the state test in ELA. For the 2005-2006 year only, the Level 2 promotion standard refers to whether students have met the NYC Promotion Standard established above.

<sup>b</sup> This number is 162 less than originally reported. Students were removed because they have been discharged from the school system or were English Language Learners not held to the new promotion criteria.

Note: The number of total students held to the policy includes general education students and English Language Learners enrolled in an English Language School System for more than three years. Special Education students are not held to the Grade 7 promotion policy.